



ಬೃಹತ್ ಬೆಂಗಳೂರು ಮಹಾನಗರ ಪಾಲಿಕೆ
Bruhat Bengaluru Mahanagara Palike



BBMP COVID-19 WAR ROOM 21.06.2023

BBMP / COVID-19 WAR ROOM / BULLETIN – 1185/ 21.06.2023 / #BBMPfightsCOVID19



OVERVIEW OF COVID-19 IN BENGALURU

CASE TRENDS ACTIVE CASES **18**

Confirmed Cases	Recovered Cases	Death Cases
5	3	0
18,86,844 [#]	18,69,825 [#]	17,001 [#]

HOSPITALIZATION **0**

ICU – V	ICU	HDU	General
-	-	-	-

INCLUDES GOVT. QUOTA AND PRIVATE WALK-IN HOSPITALIZATION

VACCINATION **9** 2,07,01,090[#]

First Dose	Second Dose	Precaution Dose
3	2	4
96,89,941 [#]	95,11,718 [#]	14,99,431 [#]

TRIAGING

MTU

2

Tele Triage

2

ACTIVE CZs

0

MCZs (< 5 cases)

0

Clusters (> 5 cases)

0

TESTING **813** 3,24,41,445[#]

Positivity :0.43%	RAT	RTPCR
<small>*FOR LAST 7 DAYS</small>	247	566

: indicates cumulative numbers till date



ABSTRACT OF COVID-19 SCENARIO IN BENGALURU



	MALE			FEMALE			TRANSGENDER			TOTAL		
	Last 24 Hours	Last 7 Days	Cumulative	Last 24 Hours	Last 7 Days	Cumulative	Last 24 Hours	Last 7 Days	Cumulative	Last 24 Hours	Last 7 Days	Cumulative
Positive Cases	2	14	11,11,985	3	9	7,74,663	0	0	196	5	23	18,86,844
Recovered Cases	2	9	10,99,635	1	6	7,69,060	0	0	187	3	15	18,69,825
Death Cases	0	0	10,770	0	0	6,227	0	0	4	0	0	17,001
Total Tests Done	In Last 24 hrs. : 813			In last 7 days : 5,299			Cumulative : 3,24,41,445					
Vaccine Doses Administered	In Last 24 hrs. : 9			In last 7 days : 46			Cumulative : 2,07,01,090					
ACTIVE CASES									18			

*Covid deaths occurred today : 00 | Covid deaths occurred beyond last 24hrs., reported today : 00

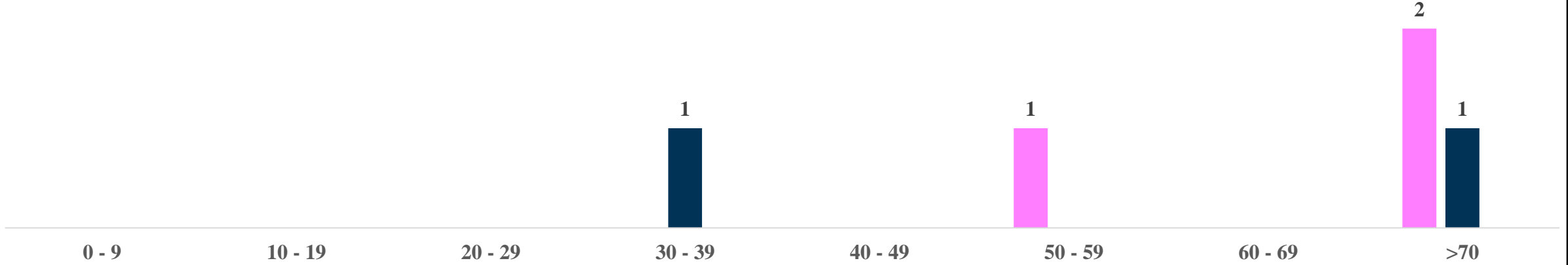


LAST 24 HOURS AGE GROUP AND GENDER WISE DISTRIBUTION




Positive Cases : 5

Female Male Transgender



Recovered Cases : 3



Death Cases : 0

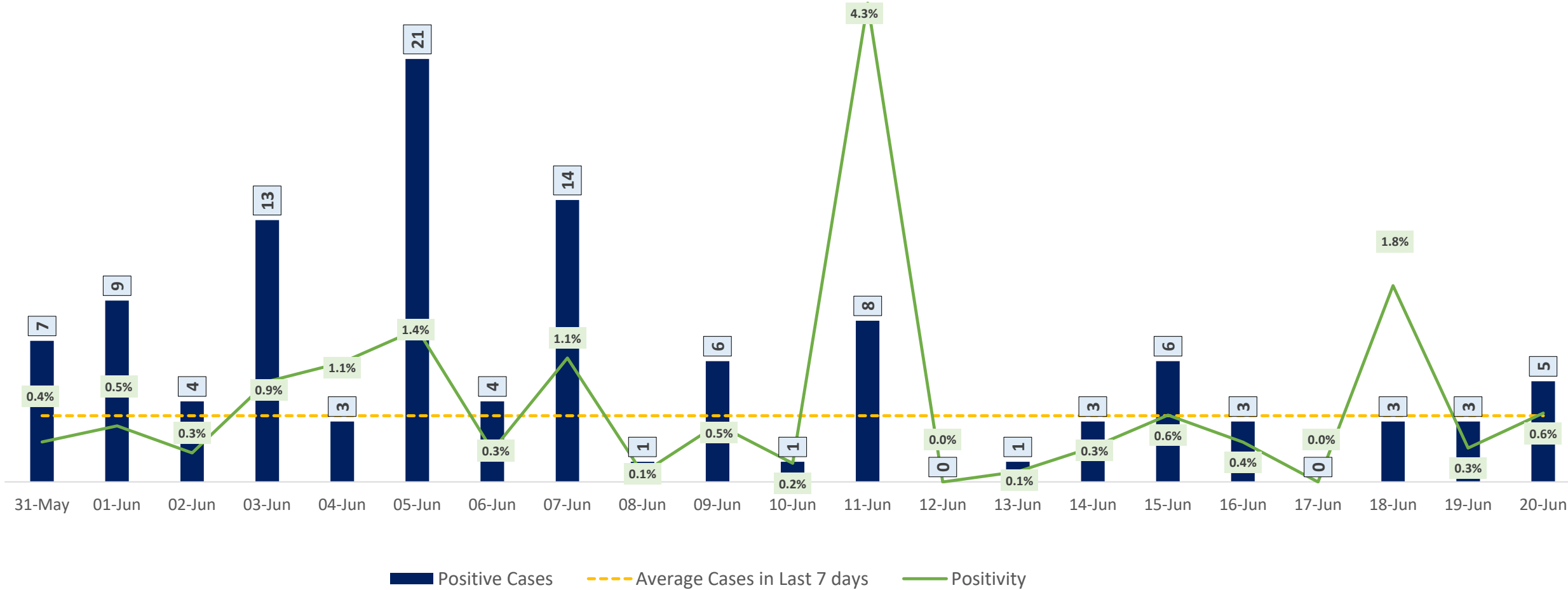




POSITIVITY RATE OF BENGALURU – LAST 21 DAYS



Average Cases in Last 7 days : 3

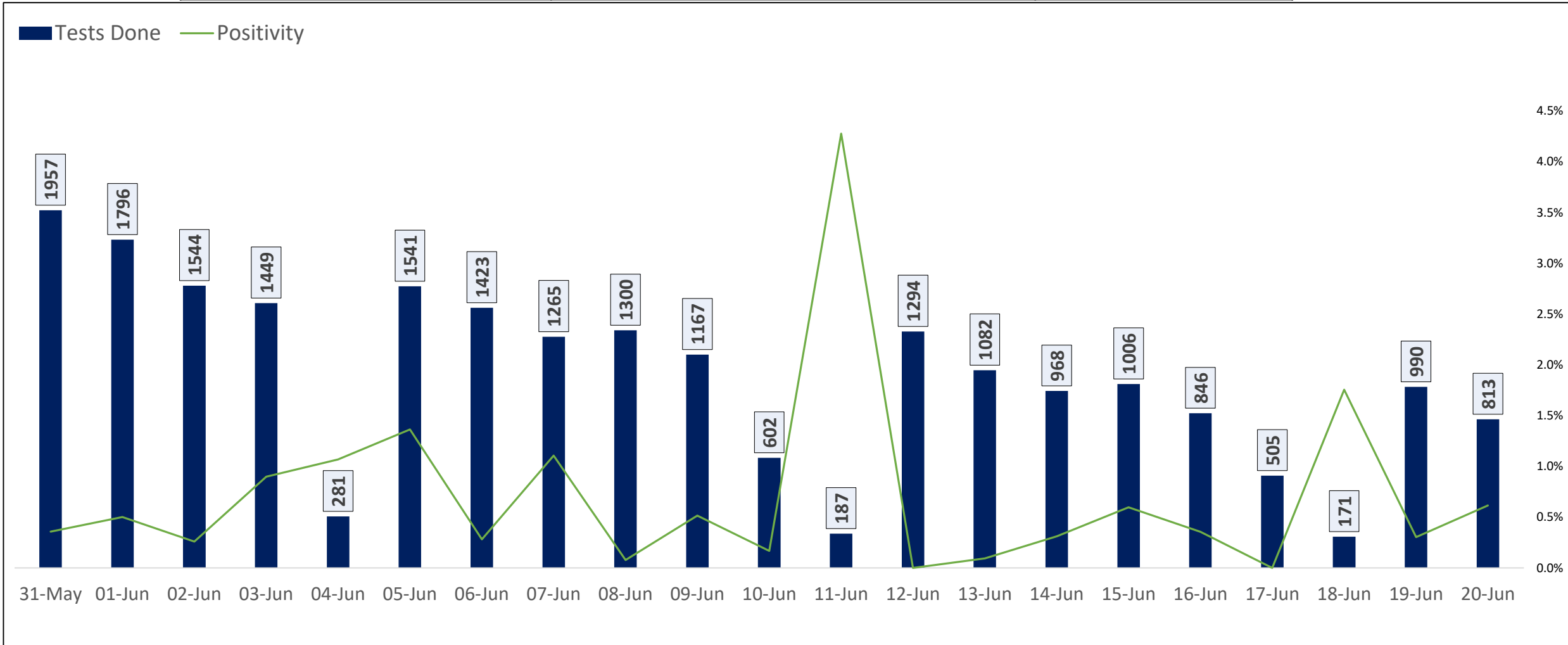




TESTING TRENDS IN BENGALURU

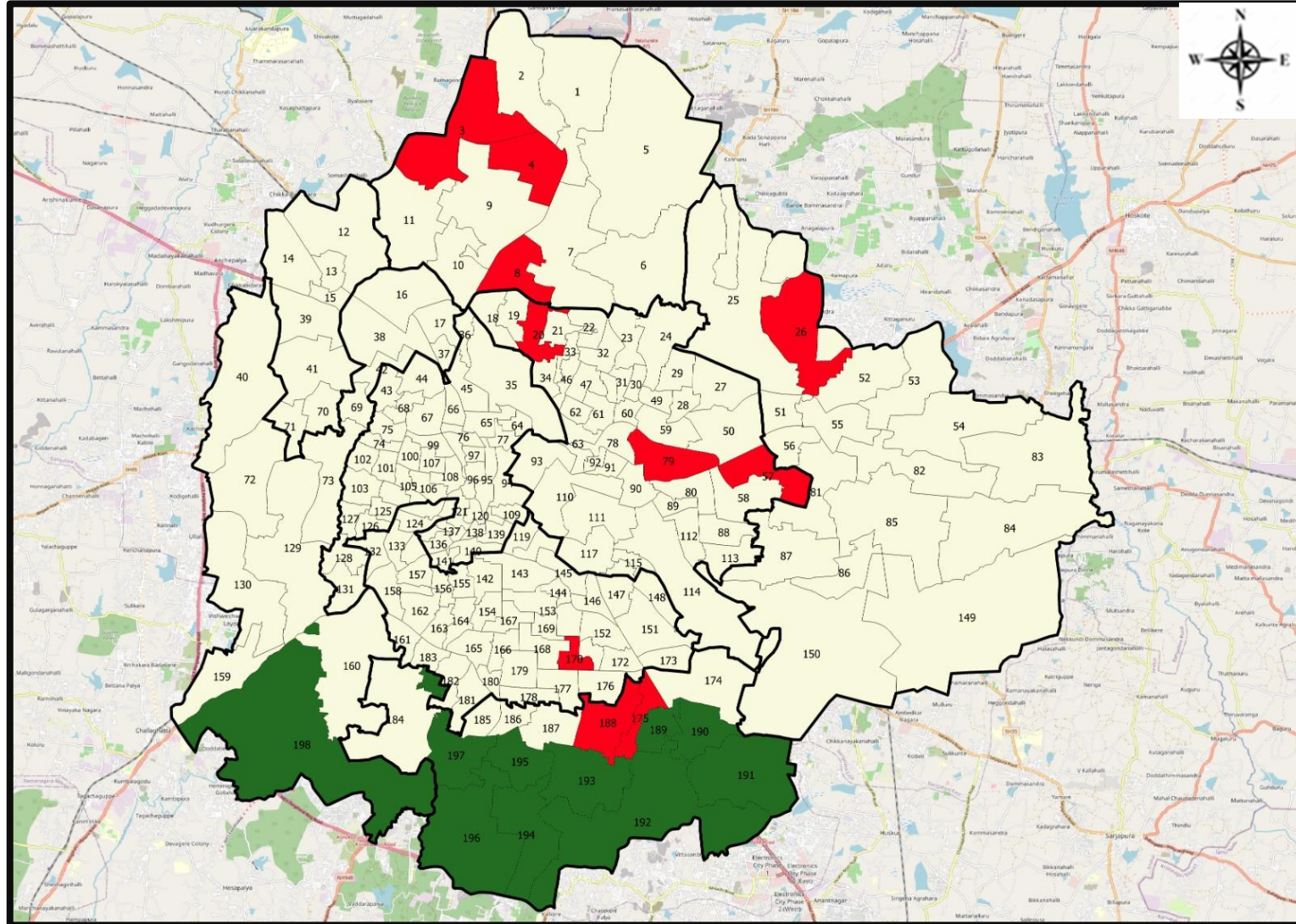


Total Test Conducted Till Date	Test Conducted Last 24 hours	Last 7 Days Average
3,24,41,445	813	757





BENGALURU URBAN MAP SHOWING TREND OF POSITIVE CASES IN LAST 7 DAYS



Top 10 wards reporting highest number of positive cases in last 10 days

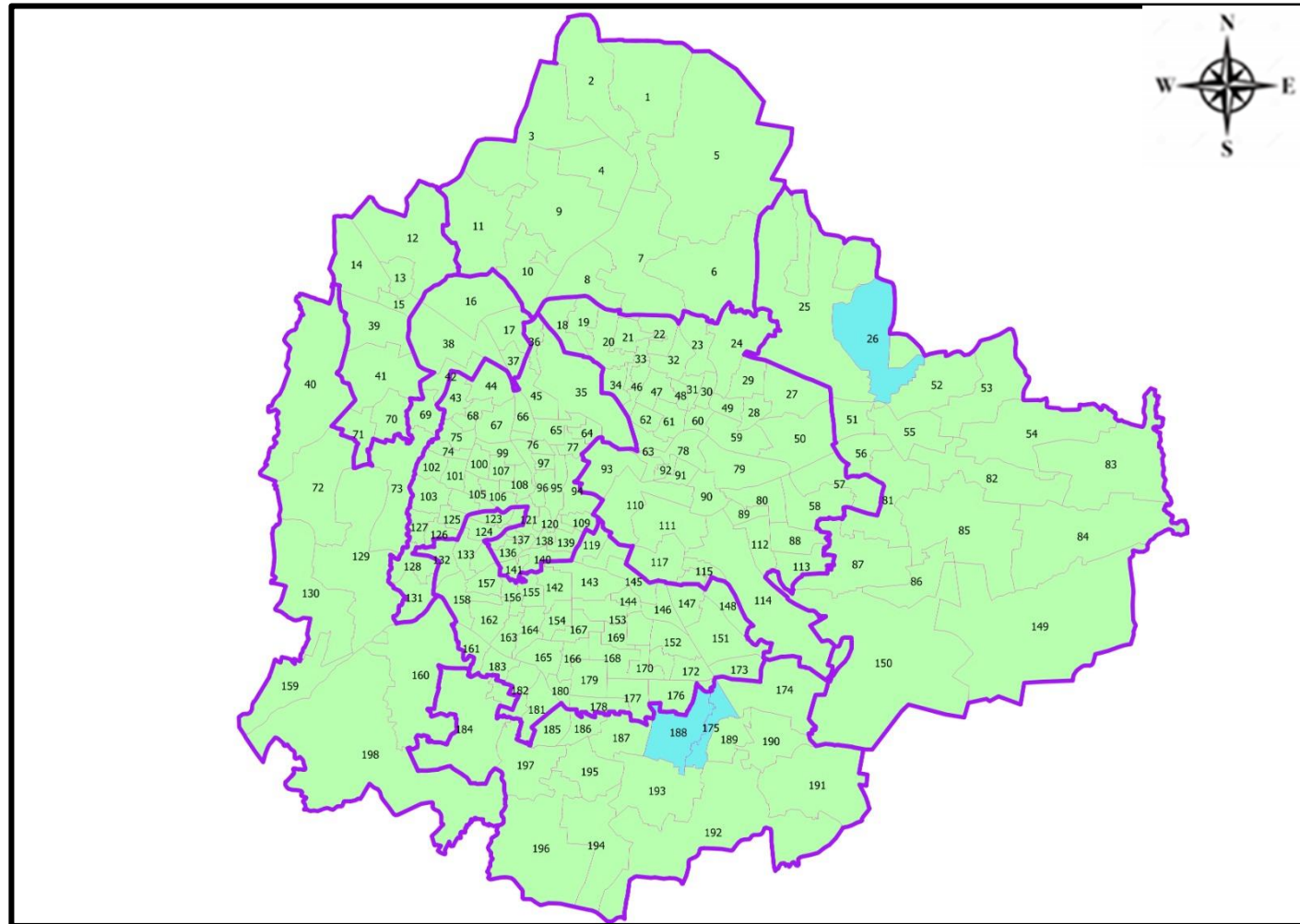
Ward No.	Ward Name	Daily Cases Average
188	Bilekhali	1
26	Ramamurthy Nagar	1
175	Bommanahalli	1
3	Atturu	1
4	Yelahanka Satellite Town	1
8	Kodigehalli	1
20	Ganga Nagar	1
57	CV Raman Nagar	1
79	Sarvagna Nagar	1
170	Jayanagar East	1







Top 10 wards reporting least number of positive cases in last 7 days

Ward No.	Ward Name	Daily Cases Average
198	Hemmigepura	0
197	Vasanthpura	0
196	Anjanapura	0
195	Konanakunte	0
194	Gottigere	0
193	Arakere	0
192	Begur	0
191	Singasandra	0
190	Mangammanapalya	0
189	Hongasandra	0



BENGALURU MAP SHOWING INTENSITY OF POSITIVE CASES IN LAST 7 DAYS



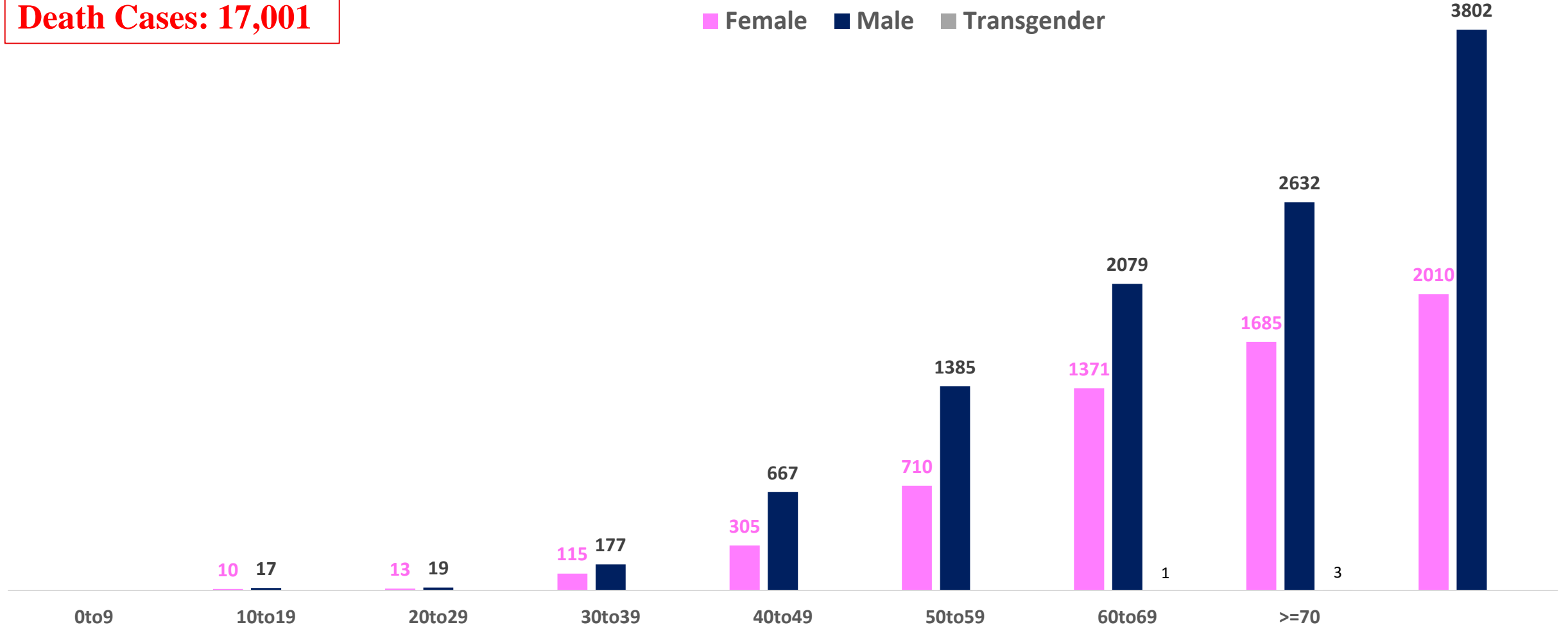
-  **Level 1 : 0 to 1 Cases**
-  **Level 2 : 1 to 3 Cases**
-  **Level 3 : 3 to 5 Cases**
-  **Level 4 : 5 to 10 Cases**
-  **Level 5 : More than 10 Cases**
-  **Zone Boundaries**



AGE AND GENDER WISE DISTRIBUTION OF DEATH CASES



Death Cases: 17,001





SNAPSHOT OF COVID-19 CASES IN BENGALURU URBAN



**Total Wards With
< = 1 Cases* :
186**

**Tests Conducted
on 20.06.2023:
813**

**Recovery
Rate*:
99.10%**

**Total
Active Cases :
18**

**Total Vaccinated
on 20.06.2023:
9**





**Positivity
Rate* :
0.43%**

**Active
Rate*:
0.00%**

**Case
Fatality Rate* :
0.00%**

*Total positive cases In the past 7 days

*CFR and positivity is for Past 7 days

Download BBMP Bulletin	https://apps.bbmpgov.in/covid19/mediabulletin.php
To register for vaccination :	https://selfregistration.cowin.gov.in/
BBMP COVID19 Dashboard:	https://apps.bbmpgov.in/covid19/
Follow us on:	 www.facebook.com/bbmp.comm1/
	 twitter.com/BBMPCOMM
	  BBMPSplHealth

Issued by:

Honorable Chief Commissioner, BBMP
Special Commissioner Health, BBMP
MD, Bengaluru Smart City Limited

THANK YOU !

